


Follow the key to color the picture.

A = Gray      C = Yellow      E = Blue  
B = Brown      D = Green



Sam on a log.



## Words Three Ways

In the first column, trace the sight word using your finger or a crayon.

In the second column, use your cutout letters found on the next pages to form the word.

In the third column, write the word.

TRACE the word.	FORM the word.	WRITE the word.
can		
did		
down		
fly		
get		





## Words Three Ways

In the first column, trace the sight word using your finger or a crayon.

In the second column, use your cutout letters found on the next pages to form the word.

In the third column, write the word.

TRACE the word.	FORM the word.	WRITE the word.
goes		
jump		
look		
ran		
saw		



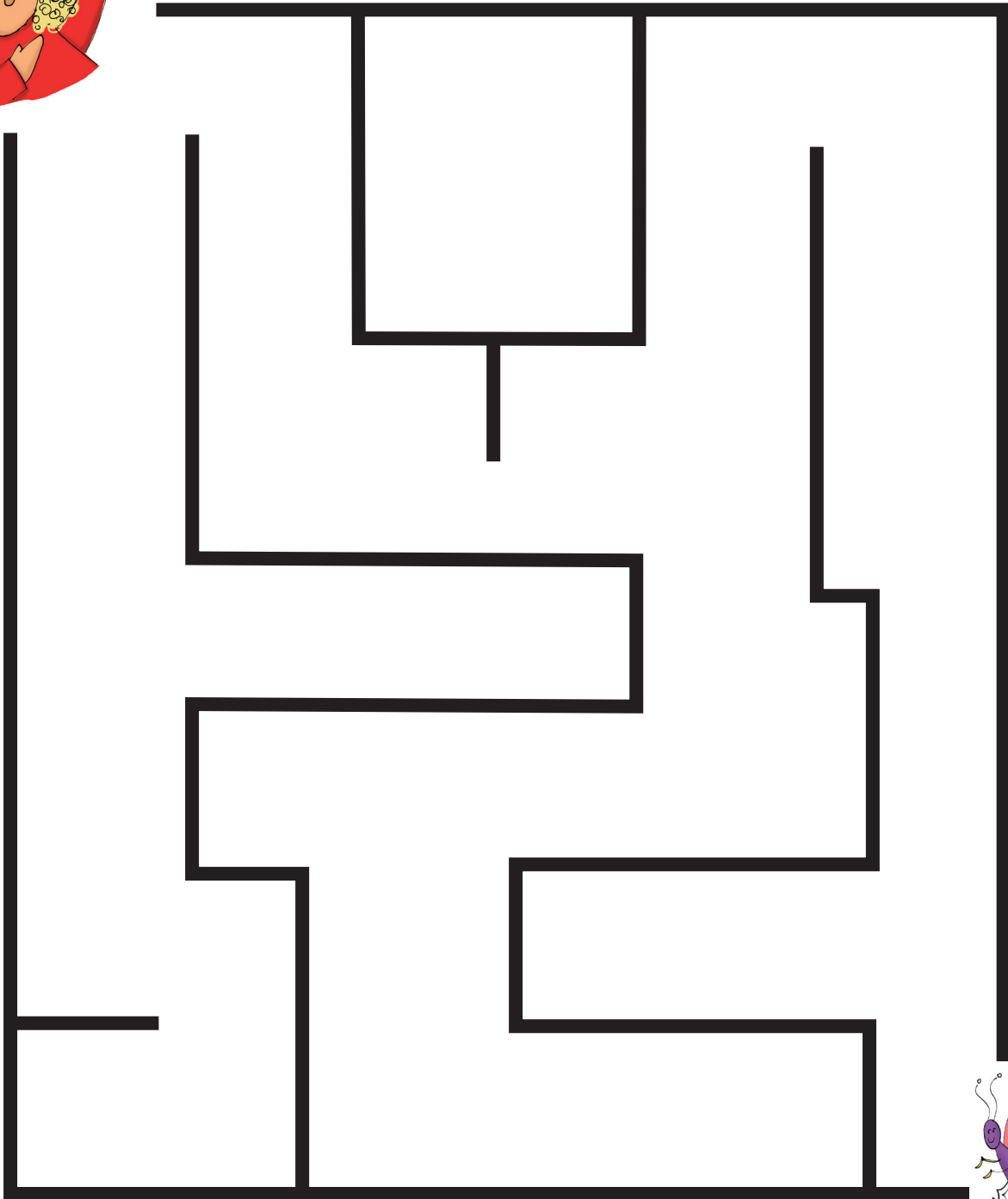


Have a grown-up cut out the letters so you can use them in the two activities labeled **Words Three Ways**.


a	a	a	c	d	d
d	e	e	f	g	g
i	j	k	l	l	m
n	n	n	o	o	o
o	p	r	s	s	t
u	w	w	y		



Help the bug fly to the hat.



Connect the dots! First follow the lowercase letters of the alphabet, then follow the uppercase letters of the alphabet. When you are done, write the animal's name below.




Who is this?

\_\_\_\_\_

Follow the key to color the picture.

A = Red      C = Yellow      E = Blue  
B = Brown      D = Green

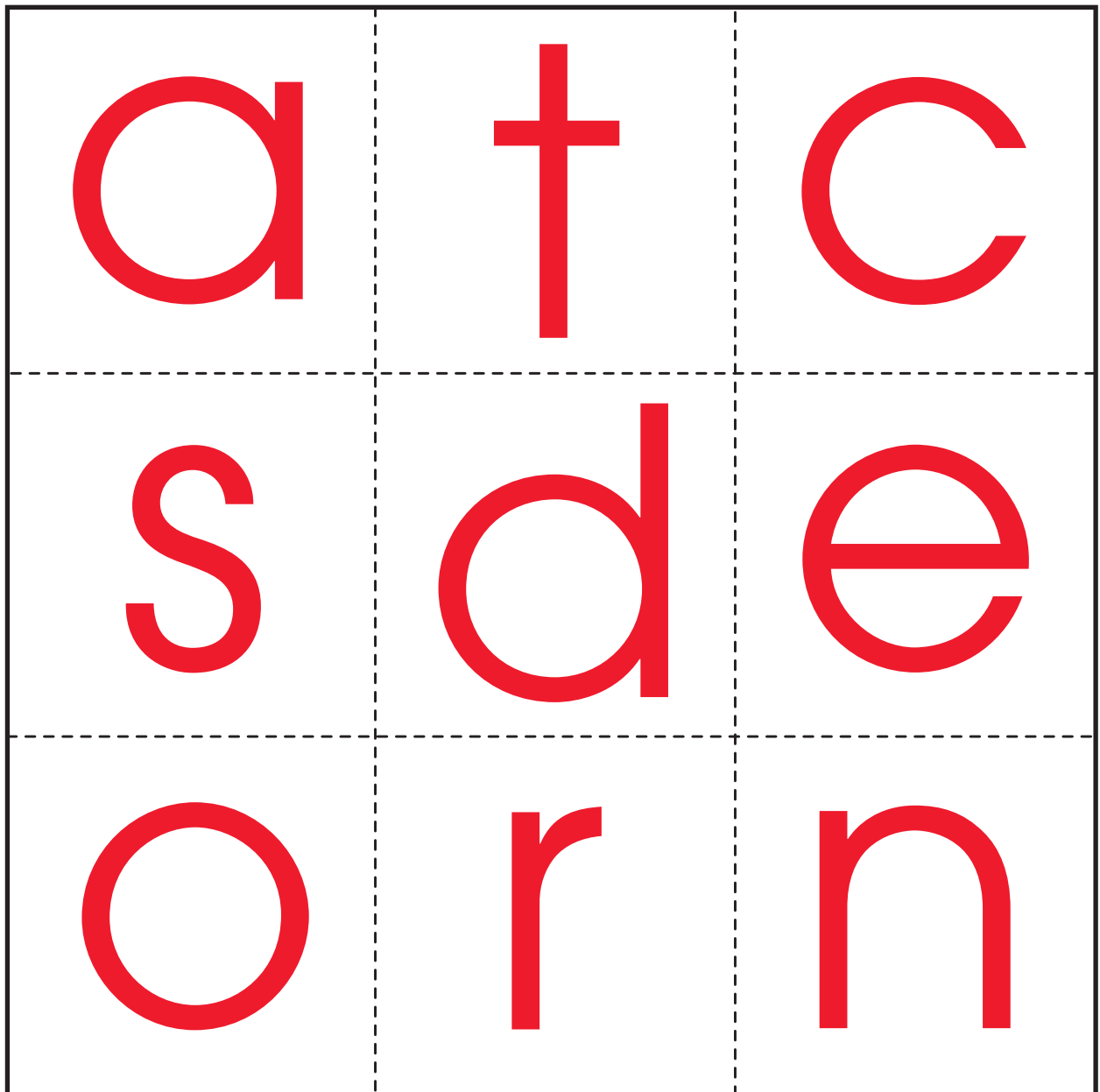


A bird can fly.

## Reach for the Word!



Have a grown-up cut out the letters and tape them to the floor in a big square shape. When the grown-up calls out words from the list below, spell the word by stepping, touching, and reaching for each letter. Be careful to keep your balance while you spell!

Sight Words: a, and, are, at, ate, can, do, eat, no, not, on, one, ran, red, see, so, to





Help the cat get to the milk.





Read book 7, *She Did It*. When you find one of these sight words in the book, make a tally mark in the table below. Then go on a word hunt and tally up how many times you see these words in the rest of the books in this reading kit.

Sight Word	She Did It Tally	Ready for Kindergarten: Sight Words Tally
to		
a		
go		
saw		
can		
she		
the		
is		
not		



Connect the dots! First follow the lowercase letters of the alphabet, then follow the uppercase letters of the alphabet. When you are done, write the animal's name below.




Who is this?

\_\_\_\_\_

Follow the key to color the picture.

A = Purple    C = Yellow    E = Blue  
B = Brown    D = Green



They went over the bridge.




Read book 12, Bugs. When you find one of these sight words in the book, make a tally mark in the table below. Then go on a word hunt and tally up how many times you see these words in the rest of the books in this reading kit.

Sight Word	Bugs Tally	Ready for Kindergarten: Sight Words Tally
the		
is		
to		
do		
on		
a		
get		
not		
go		



Help Jan go home.



## Sight Words Scramble

Look at each picture. Unscramble the letters to make a word that matches the picture. Write the word on the line.



mhoe \_\_\_\_\_



vero \_\_\_\_\_



umjp \_\_\_\_\_



ylf \_\_\_\_\_